



F4 United States Championship Powered by Honda

Road Atlanta September 15th-18th

Thursday September 15th

2:00 PM	Tentative Formula 4 Move-In
4:30 PM -6:00 PM	Tech Inspection Open
5:00 PM- 5:30 PM	Crew Chief Meeting Location TBA
5:30 PM -6:00 PM	Manufacturer Meeting w/HPD & Crawford

Friday September 16th

8:00 AM – 8:30 AM	Driver's / Crew Chief Meeting Location TBA
8:00 AM - 9:30 AM	Tech Inspection Open
9:00 AM - 10:00 AM	Registration Open
10:00 AM - 10:30 AM	F4 US Championship Practice # 1
11:00 AM - 12:30 PM	Tech Inspection Open
11:00 AM – 12:15 PM	Lunch
1:45 PM - 2:15 PM	F4 US Championship Practice #2
4:15 PM – 4:45 PM	F4 US Championship Qualifying
4:45 PM – 5:45 PM	Parc Ferme- All Cars
5:45 PM – 6:15 PM	All Team/Car Photo session

Saturday September 17th

8:00 AM – 9:00 AM	Registration Open
10:00 AM - 10:30 AM	F4 US Championship Race #1
10:30 AM – 11:30 AM	Parc Ferme – All Cars
11:30 AM - 12:30 PM	Lunch
3:00 PM - 3:30 PM	F4 US Championship Race #2
3:30 PM - 4:30 PM	Parc Ferme- All Cars

Sunday September 18th

7:00 AM – 8:00 AM	Registration Open
8:00 AM – 8:30 AM	F4 US Championship Race #3
8:30 AM - 9:30 AM	Parc Ferme – All Cars





Track Information/Event Information:

Conducted under the Professional Racing Regulations (PRR) of SCCA Pro Racing, Ltd. And sanctioned by SCCA Pro Racing, LTD. – PRF4-04-16

Venue: Road Atlanta 5300 Winder Highway Braselton, Ga. 30517

Directions: <http://www.roadatlanta.com/fan-guide/directions>

Track Information: 2.54 miles in length, 12 turn road course. Clockwise

Gate Hours: Main Gate is open 24 hours.

Road Atlanta Rules: <http://www.roadatlanta.com/track-info/policies#road-atlanta-rules-etc>

Contacts: Main Office: 770 967 6142

Rig Staging/Parking:

Please stage your rigs in the staging area near the registration building. Load in will be at 2pm on Thursday September 15th. Load in will be led by Casey Carden and rigs will be brought in as efficiently as possible to assemble a professional image in the paddock. Teams must use their assigned paddock spot. Failure to comply will result in a penalty

Promoter Test Day: There is no promoter test day for this event.

Pirelli Tires:

Frisby Race Tire will be the official tire distributor for United States Formula 4 Series. Tire orders need to be directed to bschaefer@frisbyracetire.com and must be secured by credit card payment. Deadline for orders will be two weeks before the first day of each event

Golf Cart Rentals:

For Golf Cart Rental Contact Custom Golf Carts: 678.447.1475

Shipments:

Package Deliveries – please ship to:

Team Member's Name/ Cell Phone number

Road Atlanta 5300 Winder Highway Braselton, Ga. 30517

Packages are generally available for pick up at garages 10,11 and 12.





Registration: See schedule for hours

Paddock Parking Information:

Cathie Lyon will be handling paddock parking credentials and establishing how many each team will get.

Tech Inspection & Meetings: See event schedule.

Transponders:

All F4 cars are required to have a working transponder. Please see the rule book for mounting instructions. Please register your transponder numbers with Cathie Lyon, clyon@scca.com. Official times will not be recorded for cars whose transponders are not operating properly.

Race Fuel: Unleaded 93 at track pumps.

Flags:

SCCA Pro Flagging Rules

Disposal & Recycling:

All spills must be cleaned up or track fines may occur. Safety-Kleen waste stations are available throughout the paddock.

Starting Light Systems/Standing Start Practice:

Standing start practice will be available during official practice. All new drivers must complete at least two practice starts prior to qualifying.

Radio Frequency:

All teams are required to monitor the Race Control Frequency: 466.3875 DPL 664. All teams must also register team radio channels two weeks before the event.

Roll Bar Cover:

All teams are advised to specify the team name and car number inside of the rollbar cover should it be lost during an incident or while the car is being recovered.

Driver/Crew Attire:

All team members including the driver are expected to be in complaint F4 team apparel when at the track. Any teams in violation of this are subject to monetary and competition penalties.





Pit Lane After Qualifying and Race:

All cars must report to parc ferme after qualifying and the race. Cars will not be permitted to stop in their pit box upon the completion of qualifying and the races.

DRIVERS BRIEFING NOTES

1.00 MEDICAL FACILITIES

1.01 TRACK MEDICAL CENTER: The track medical center is located just outside turn 12 next to the control tower

1.02 NEAREST HOSPITAL: Barrow Regional, 316 N Broad St., Winder GA 30680 (770) 867.3400
Northeast Georgia, 743 St NE, Gainesville, GA 30501 (770) 219.9000

2.00 THE CIRCUIT

2.01 The Pit Lane speed limit for practice, qualifying and the race will be 40 mph.

2.02 When leaving the pits competitors must not cross the solid line at the pit exit with any part of the car.

2.03 If you encounter any mechanical problem, which might cause oil or water to be deposited on the track, please leave the circuit when it is safe to do so and in every case keep clear of the racing line.

2.04 Competitors are reminded not to exceed the Track Limits. Penalties may be applied in all sessions.

2.05 Burn Outs and Practice Starts are NOT allowed in the Pit Lane unless you are performing practice starts in the designated location.

2.06 Bump drafting / Pushing is not permitted.

2.07 Disabled on track – Stay belted in your car.

2.08 Pit Lane – Consists of 3 separate lanes – the fast lane – the blend lane - the pit box. Stay in the fast lane until within 3 pit boxes of your assigned pit box. When leaving pit box use the blend lane only to get up to speed and transition to fast lane.

2.06 Camera Cards- Drivers should start each session with a blank camera card.





3.00 PRACTICE & QUALIFYING

3.01 Access to the circuit for Practice and Qualifying is from the paddock gate near Turn 12.

3.02 At the end of each session, competitors will pass the checkered flag, slow down, complete one lap of the circuit and enter the Pit Lane. Cars will be guided to the paddock or Parc Ferme as required.

3.03 Competitors are reminded that if a fast lap time is set whilst having exceeded the track limits then the lap time may be removed. Race Control will communicate this to the competitor's team.

3.04 Practice Starts – Each driver who is new to the series must complete two successful practice starts during an official practice session.

3.05 Qualifying – No cars can return to the paddock before the qualifying session is over without permission from race control.

3.06 Time Penalties - Penalties must be carried out in Penalty Box and may not be carried out during Red Flag conditions. May not be carried out during safety car deployment unless car is already in pit entry. See Article 15.4 for further detail.

3.07 Transponders – Cars must have a functional transponder to receive official times.

4.00 RACES

4.01 Each race is to a fixed time, not a specific number of laps. Race length is 30 minutes.

4.02 Time limits – All events are time certain. 5,3,1 minute warnings are not guaranteed.

4.03 Scheduled race time is for green flag.

4.04 Start Boxes– Start boxes will be staggered with a gap of 30 feet between each starting position.

4.05 Pole Position– Pole Position will always be on the same side as the inside of the first turn.

4.06 Restarts – Single file – May not pass the Safety Car until after 1st safety car line.

4.07 At the end of the race, competitors will pass the checkered flag, complete one slowing down lap and then enter the Pit Lane as before. No overtaking after checkered flag – Article 41.3. Cars will be guided to Parc Ferme as required.





4.08 Parc Ferme – No stopping in pit lane after qualifying or races. Proceed to Parc Ferme.

5.00 FLAGS

5.01 Drivers are reminded that yellow flags are a warning of danger and mean that there is a car stopped beside or partly on the track. Drivers are to reduce speed and be prepared to change direction if necessary. Overtaking is forbidden.

5.02 Double Yellows are used for a Full Course Caution and mean that there is car wholly or partly blocking the track and possibly with marshals working on or besides the track. Drivers must reduce speed significantly and be prepared to change direction or stop. Overtaking is forbidden.

5.03 You are reminded that if waved yellow flags are shown at the start then this is to signify that a car has stalled or is moving very slowly – it is not a Full Course Yellow.

5.04 Cars that are likely to be overtaken during the race must use their mirrors and take appropriate action to avoid disrupting the racing of the leaders.

5.05 Red Flag – Slow down proceed to pits – **No passing** – If you cause a red flag during practice or qualifying there will be a time/position penalty for your next session.

Practice/Qualifying – allowed to work on car

Race – The following work is permitted:














- Camera on/off
- Master switch on /off
- Plug in battery

Driver support – belts, hans, water





5.06 Flags:

FLAG	COMMUNICATION
	GREEN: When displayed by the starter, signals the beginning or resumption of a session. Also shown following a yellow caution area to indicate passing may resume when beyond the green flag.
	BLACK/WHITE DIAGONAL: Competitor warning displayed with number board. Flag is shown at start/finish area and is used for improper driving conduct.
	BLACK: Summons competitor to pit lane for consultation and/or penalty. Shown with number board from start/finish and designated station(s) on the circuit. Drivers must stop at their pit or at the designated penalty area on the next approach to the pit entry.
	BLACK ORANGE CIRCLE: Informs competitor of a mechanical problem that may endanger the driver or other competitors. Shown with number board. Competitor must report to pit lane.
	SINGLE YELLOW: Use caution, reduce speed, no passing – incident or hazard vehicle ahead. If waved – increased caution, be prepared to stop if necessary. No passing until after a green flag.
	DOUBLE YELLOW: Full course caution, SLOW down, use caution, NO passing anywhere on the circuit. Flags are displayed at all stations. Double yellow may be used with or without a safety car. Drivers must gather single file behind the leader or safety car. The course shall remain under the full-course yellow until a green flag is displayed at start/finish and at the other flag stations around the course.
	RED: The session has been stopped. Use caution and proceed immediately to pit lane. Overtaking is not permitted. During the race, no work may be performed on vehicles unless authorized by the Race Director or Technical Director
	SOLID BLUE OR BLUE WITH YELLOW DIAGONAL: Warns competitors that faster cars are approaching or a following car may be in their blind spot. Use caution and sportsmanship, allow racing room.
	YELLOW WITH RED STRIPES: Caution – the racing surface may be affected by fluids or debris.
	STATIONARY WHITE: Caution, slow moving vehicle ahead.
	WHITE WAVED AT START/FINISH: Indicates the last lap of a competition.
	WHITE WITH RED DIAGONAL AT START/FINISH: Emergency vehicles are on course.
	BLACK & WHITE CHECKERED: Shown at the completion of practice, qualifying, or race. All cars shall exit the course once they have passed start/finish and received the checkered flag.
SC	SC BOARD: Shown at start/finish. Indicates the Safety Car is on the circuit.





5.07 Race Start Procedure

- False grid closes 10 minutes prior to published race time.
- False grid – Cars will be placed in qualifying order in 2x2 rows. Please observe who is in front and beside you. This will help ensure you arrive at starting grid in proper order.
- Cars will be released from false grid approximately 5 minutes before scheduled start and split at pit out for the formation lap.
- Pace car will lead cars around on the formation lap and enter the pits. Do not pass the Pace Car. If the Pace Car lights stay on you must follow Pace Car. If the Pace Car lights go out – proceed to starting grid.
- Cars must be slowed down to a safe speed by the time they reach 1st safety car line and proceed to your starting grid position on the front straight.
- If a car is in your spot take the next one available.
- If you are delayed on formation lap – you may not get your qualifying position back – you must start from the pit lane. Your spot will be left open.
- If a car is delayed you must stay in your qualifying position. Do not move up into open spot.
- If you park incorrectly do not reverse on the grid.
- No team members will be allowed over the wall to help at any time on the grid
- Red lights will start after all available cars are in position – 5 Red lights come on in 1 second intervals. When all 5 lights turn off race begins – will be between 1 and 5 seconds after all red lights are illuminated.
- Yellow lights signify aborted start. DO NOT MOVE. Start will now become a rolling start. Wait for the green lights and then form up in qualifying order 2x2 behind Safety Car. If car is delayed, their spot stays open. Do not move up.
- If you have a problem on the starting grid, raise your arm. Start will be aborted if possible.
- Lights out on Safety Car will indicate green flag this time by start / finish.
- When the Starter waves the green flag you can pass.





6.00 SAFETY CAR

6.01 The Safety Car will be deployed from the Pit Lane. Double Yellow Flags will be displayed around the circuit. All cars must slow down immediately. All cars must remain within five yards of the car in front.

6.02 When the incident is clear then Race Control will instruct that the Safety Car lights be switched off. The Safety Car lights will be switched off after Turn 9 and will then increase speed to exit the track as quickly as possible. The leading cars must still control the pace at 50 – 55mph. Racing resumes once the Green Flag is shown.

7.00 Social Media:

#F4US (Official Hashtag to be used all season)

Twitter- @F4Championship

Instagram- @F4USChampionship

Facebook- (facebook.com)/F4USChampionship

Snapchat- F4unitedstates

Periscope- @F4Championship





CREW CHIEF BRIEFING NOTES

1.00 PADDOCK PARKING:

Please stage your rigs in the staging area near the registration building. Load in will be at 2pm on Thursday September 15th. Load in will be led by Casey Carden and rigs will be brought in as efficiently as possible to assemble a professional image in the paddock. Teams must use their assigned paddock spot. Failure to comply will result in a penalty

If you plan on using different transporters for any races, please update team trailer details with Cathie Lyon CLyon@scca.com or Casey Carden CCarden@sccapro.com

2.00 TECHNICAL INSPECTION:

Media Headshots:

As part of a driver's initial technical inspection for the season, the driver will be required to have a media photo taken in a fully compliant driver's suit displaying all series required patches. Drivers must present themselves well-groomed and in a professional manner.

Driver Gear: This will be checked at each event. Drivers will also sign to confirm this is the clothing, helmet, HANS, etc that they are wearing while on track.

3.00 OFFICIAL SCALES

Official scales and measuring tools are available during the times posted on the schedule, unless closed for impound. **Do not drive on scales**

4.00 FUEL:

Premium Unleaded Octane 93 available at the track.

5.00 TIRES/ TIRE MARKING:

Tires must be order through Frisby Tires- 702 433-7390

Tires must be ordered two weeks prior to race for ALL races.

Tire Marking is listed on the Final Schedule

6.00 PADDOCK:

All speed limits and rules of the paddock must be respected.

No unlicensed drivers shall operate any pit vehicles such as golf carts at any time.





7.00 PIT LANE:

No shorts will be allowed on Pit Lane during any official sessions.

Smoking is not allowed on Pit Lane at any time.

If a F4 staff member notifies team of a black flag it will be considered the same as displaying such flag.

8.00 RADIOS:

All teams are required to monitor the Race Control Frequency: 466.3875 DPL 664. All teams must also register team radio channels two weeks before the event.

9.00 PARC FERME:

All cars must report to parc ferme after qualifying and the race. Cars will not be permitted to stop in their pit box upon the completion of qualifying and the races.

10.00 SPILLS/RECYCLING:

All spills must be cleaned up or track fines may occur. Safety-Kleen waste stations are available throughout the paddock.

PIT ASSIGNMENTS: To be assigned at first crew chief meeting.



