

# Kick Start Your RallyCross Program

Start something new and fun with the  
resources that you already have



# Today's goal:

## Getting your region into the action

Information to take home and help your crew host a RallyCross



# Welcome!

- Presenter: Jim Rowland
- Midwest Division SCCA
- RallyCross Steward
- SCCA member since 1998
- Email: [JimR20@outlook.com](mailto:JimR20@outlook.com)



# Let's Talk About You

- SCCA organizational or volunteer experience of some kind.
- Probably have attended a Solo or RallyCross at some point in your SCCA career.
- Want to expand your regional audience, and offer something different and exciting.
  - *That's all you need to jump in.*



# Where We're Going

- Get to know RallyCross
- Why you should RallyCross
- How to RallyCross
  - Plan
  - Gear up
  - Host the event





# But Wait, There's More![tiny.cc/RXToolkit](http://tiny.cc/RXToolkit)



Companion guide to this presentation for organizers and competitors

[tiny.cc/rxtoolkit](http://tiny.cc/rxtoolkit)



## SCCA RallyCross Toolkit

An unofficial guide to hosting and competing in Sports Car Club of America RallyCross events.



### For Organizers

- [How to Host a SCCA RallyCross](#)
- [A Sample RallyCross Online Announcement](#)



# Get to Know SCCA RallyCross

- Most like Solo program, but unpaved
- A little larger, more open course than Solo
- Max speed 50MPH, but lots of chassis movement (aka slides and fun)
- Different skills and techniques than tarmac
- Usually lots of seat time
- Every run counts




# Progressive Levels of Competition

- Regional (local-level RallyCross)
- Divisional
  - Series or single event
- National Challenge
  - 2016 events in California, Maryland, and Colorado
- RallyCross National Championships
  - September 30 to October 2, Indianola, Iowa





# RallyCross (big 'C') versus Rallycross (small 'c')



*SCCA RallyCross = accessible rally-style competition*



# RallyCross



...in my car?



Promote low risk and use illustration  
when promoting to potential entrants

# Mythbusting: RallyCross

- **Myth:** RallyCross breaks cars, so I should find a junky car.
- **Reality:** a car that will survive Solo or highway miles will survive RallyCross.
- **Myth:** a sand rail, monster truck, trophy truck, or side-by-side would be perfect for this.
- **Reality:** only production-based cars are allowed at this time. Also, it's a handling sport.



# Common RallyCross Machines

- Budget dirt slayer
  - FWD sport compact (Neon, SE-R, Civic Si, etc.)
  - Easy to drive quickly, good traction, LFB
- Grin maker
  - RWD sports car (RX-7, 3-series, Miata + hardtop)
  - Nimble, lots of counter-steering, fun slides
- The rally nut
  - AWD sport sedan (WRX, 2.5RS, EVO, MS6, etc.)
  - Best exit traction between gates, lower times



# RallyCross Fun Basics

- Fastened factory hardtop, targa, t-tops, etc.
- Mud flaps on drive wheels if concerned about dirt spray
- Snow tires most bang for the buck
- Outdoor shoes, bug repellent
- Wood sheet for your jack and stands






# Why Your Region Should RallyCross

## New Driving Challenges

- Offers local membership new experiences
- Lower grip, livelier chassis movements
- Different corner entry techniques
- Surface can change run-to-run
- Every run counts, new strategies



# Why Your Region Should RallyCross

**Just look at it!**

- .Eye-catching, new interest on web and social media
- .Co-opts Global Rallycross, WRC, off-road popularity



# Why Your Region Should RallyCross

## It's Easy to Cast a Wider Net

- Sanction discounts for startup regions
- Growing program (+15% per year)
- SCCA's youngest demographic
- Hook for your club: exposure, volunteers, crossover participation
- Thin rule book, simple classing



# RallyCross Within Reach: You Can!

- Normal assortment of autocross cones and timing equipment
- RallyCross chair, a few helpers, and training a couple of RX Safety Stewards
- Reasonably level plot of land
- Modest seed money, low financial risk



# RallyCross Within Reach: Cost

- New regional RX program incentive:
  - \$3.50/entrant for first two events, no minimum
- Existing program trying new site:
  - \$5.50/entrant first event, no minimum
  - \$5.50/entrant second event, \$50 min.
- One charity event per year: flat \$80 fee
- Regular sanction/insurance: \$8.50/driver, minimum \$120 per event



Cheap!






# RallyCross Within Reach: Support

- Tight-knit program with support structure
- First contact: Divisional RallyCross Steward
  - Promotes, mentors RallyCross in your area
  - Oversees RallyCross Safety Steward training
- RallyCross Board of Directors
- Inter-regional camaraderie



# Ready to get dirty?



## Let's talk about how

# Three Organizational Phases

- **Plan**
  - Learning the basics
  - Building the team and making the case
- **Gear up**
  - RXSS training
  - Site acquisition and prep
  - Course design and sanction submission
- **Go RallyCross**
  - Registration and promotion
  - Operations during and after the event



# Plan: Know Your Stuff

- Read my organizers' guide and reach out to your divisional RallyCross steward
- Read through the RallyCross Rules
- Preview the sanction request and audit form
- Get copies of the *Making Dirt Work* site acquisition packet from the SCCA



# Plan: Get Experienced


- Run a RallyCross event out of region
- Take note of what goes well and what doesn't at nearby events
- Shadow the Solo support volunteers in your own region
- Find out costs for consumables: porta-johns, T&S towing, water, etc.





# Plan: Engage Region Leaders

- Call for volunteers from local population
- Attend regional board of director meetings to see how they function
- Sell BOD on possibility of hosting RallyCross
  - Region growth with low financial risks
  - Serving the membership
- Secure use of regional equipment



# Gear Up: Site Acquisition

- Ask within region for potential venues
- Coordinate with regional officials to approach site managers
- Overflow parking for stadiums, racetracks, and fairgrounds
- Note: farms may be someone's livelihood
- Try off-road parks



# Gear Up: Scouting Sites

- Safety first
  - Avoid bumps/dips that get cars airborne
  - If hilly, all corners must be on-camber
  - Debris, large rocks, brush removable?
- Reasonable distance from core population
- Fences and boundaries for crowd control
- Able to adjust course if necessary



# Gear Up: Safety Stewards

- RallyCross Safety Steward (RXSS) is standalone endorsement
- Responsible for safety on and off course
- Training session plus two or more apprentice events
- Special considerations include surface wear, hardtops in place, outdoor safety
- Talk to divisional RallyCross Steward for plan



# Gear Up: Site Preparation


- Grass height and mowing
- Debris and brush cleanup day
- Sketch out holes, ditches, hazards
- Block out paddock, grid, course areas
- Note nearby amenities and logistics
- Formulate directions to site





# Gear Up: Equipment

- Mower or tractor availability
- Porta-john rental
- Shovels, caution tape/rope, contractor flags
- Train on timing hardware and software
- Test timing equipment
- SCCA forms



# Gear Up: Course Design

- Solo course design experience can help
  - Roger Johnson's Solo Course Design Guide
  - Readable visuals even more important
- If huge lot, avoid temptation for huge course
  - Limited by corner worker, RXSS headcounts
  - Need wear room for future courses
- High flow reduces wear
- Leave room to adjust corners without hassle



# Gear Up: Scheduling

- Avoid competing events
  - Neighboring RallyCrosses on same day scavenge entrants and RXSS
  - Be sensitive to busy schedule of regional volunteers
- Divisional RallyCross steward can help
- Schedule dates far out enough for adequate warning and promotion



# Gear Up: Sanction Request

- Event officials (SCCA members) and venue data
- Unique to RallyCross: safety plan
- Mail, fax, or email completed request to divisional RallyCross steward for approval
- At least two weeks in advance to avoid fees
- Report dates to divisional steward and national office even before sanction request



# Almost there!



## Sanction it and they will come.



# Go RallyCross: Registration

- Use online registration to manage turnout
- Coordinate with regional software expert
- Be thorough in event description
  - What vehicles allowed
  - Nearby food and services, or bring sack lunch
  - Schedule of events



# Go RallyCross: Promotion

- Start well in advance
- Get dates on calendars (SCCA, regional site, MotorsportReg, etc.)
- Long-form announcement on web site, forums, and online registration
- Visual “hooks” and pictures on social media to direct traffic to long-form announcement
- Hit relevant enthusiast hangouts



# Go RallyCross: Weather Contingencies

- Total deluge can cause damaging ruts on some surfaces
- Most light precipitation can be shrugged off
- Announce where entrants can find latest information about status, and warn early
- Starting a few hours later may be option



# Go RallyCross: Day of Event

- Early course setup helps
- Manage the turnout, good customer service
- Divide run groups by class
- Thorough drivers' meeting, expect novices
- Mind the clock
- Plan for safety



# Go RallyCross: Post-Event

- Customer service opportunity after finished
- Pack neat and organized equipment
- Audit form, weekend memberships, payment
- Timely results and media
- Reinforce relationship with site owner





# Questions?



More info: [tiny.cc/rxtoolkit](https://tiny.cc/rxtoolkit)

# Appendix

Timing equipment: beam vs pneumatic hose.





# Appendix

Timing hose  
h triggers timer box.



# Appendix

What my region uses: Farmtek wireless timing system. Farmtek will sell you



Backup system: JA Circuits timer cabled to pneumatic