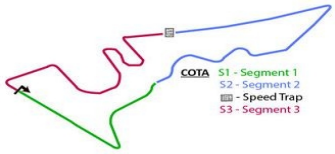

Super Tour COTA

Group 1 SM

CoTA 3.410 miles

Grp 1 SM Qual 1

3/24/2017 13:05

Qualifying (20:00 Time) started at 13:04:29

(2) Jim Drago

Lap	Time of Day	Lap Tm	S1	S2	SPd	S3
1	13:11:44.839	2:43.437	36.393	1:03.157	110.733	1:03.887
2	13:14:27.627	2:42.788	36.021	1:03.072	111.654	1:03.695
3	13:17:10.337	2:42.710	35.906	**:02.860**	111.099	1:03.944
4	13:19:52.981	2:42.644	**35.848**	1:02.962	**112.402**	1:03.834
5	13:22:36.183	2:43.202	36.119	1:03.288	111.654	1:03.795
6	13:25:18.487	**2:42.304**	35.987	1:02.973	110.733	**1:03.344**

(56) Blake Clements

Lap	Time of Day	Lap Tm	S1	S2	SPd	S3
1	13:10:58.524	2:44.219	36.640	1:03.457	108.407	1:04.122
2	13:13:41.557	2:43.033	36.299	1:02.632	109.647	**1:04.102**
3	13:16:24.249	**2:42.692**	**36.133**	**:02.453**	108.759	1:04.106
4	13:19:08.319	2:44.070	36.535	1:03.033	108.583	1:04.502
5	13:21:52.820	2:44.501	36.838	1:02.793	**112.591**	1:04.870
6	13:24:38.060	2:45.240	36.417	1:03.235	100.006	1:05.588

(03) John Babot

Lap	Time of Day	Lap Tm	S1	S2	SPd	S3
1	13:10:59.761	2:43.722	36.473	1:03.137	110.368	**1:04.112**
2	13:13:44.113	2:44.352	36.310	1:03.058	102.763	1:04.984
3	13:16:29.770	2:45.657	**36.065**	1:02.449	109.468	1:07.143
4	13:19:14.066	2:44.296	36.378	1:03.151	**110.550**	1:04.767
5	13:21:56.770	**2:42.704**	36.121	**:02.287**	109.647	1:04.296
6	13:24:43.050	2:46.280	36.474	1:04.756	105.842	1:05.050

(29) T Craig Berry

Lap	Time of Day	Lap Tm	S1	S2	SPd	S3
1	13:11:45.877	2:43.976	36.484	1:03.116	110.550	1:04.376
2	13:14:28.600	**2:42.723**	36.229	**:02.261**	110.550	1:04.233
3	13:17:11.995	2:43.395	36.296	1:03.040	110.007	1:04.059
4	13:19:55.436	2:43.441	36.154	1:03.008	**110.733**	1:04.279
5	13:22:39.667	2:44.231	36.297	1:03.898	109.827	**1:04.036**
6	13:25:25.515	2:45.848	**36.111**	1:03.290	101.673	1:06.447

(05) Taylor Ferranti

Lap	Time of Day	Lap Tm	S1	S2	SPd	S3
1	13:10:58.128	2:43.965	36.540	1:02.852	103.556	1:04.573
2	13:13:40.916	**2:42.788**	**36.293**	1:02.780	110.368	**1:03.715**
3	13:16:24.020	2:43.104	36.319	1:02.797	**111.284**	1:03.988
4	13:19:08.776	2:44.756	37.120	1:02.853	107.024	1:04.783
5	13:21:53.505	2:44.729	36.997	1:02.695	110.916	1:05.037
6	13:24:37.776	2:44.271	36.411	**:02.477**	108.759	1:05.383

(39) Danny Steyn

Lap	Time of Day	Lap Tm	S1	S2	SPd	S3
1	13:10:59.056	2:44.401	36.530	1:02.684	107.711	1:05.187
2	13:13:47.212	2:48.156	**35.988**	1:03.688	108.759	1:08.480
3	13:16:30.374	2:43.162	36.074	1:02.976	109.112	**1:04.112**
4	13:19:13.560	2:43.186	36.252	1:02.768	111.654	1:04.166
5	13:21:56.517	**2:42.957**	36.223	**:02.608**	**114.317**	1:04.126
6	13:24:43.640	2:47.123	36.155	1:04.453	96.553	1:06.515

(04) Chris Haldeman

Lap	Time of Day	Lap Tm	S1	S2	SPd	S3
1	13:10:57.375	2:43.982	36.601	1:03.028	108.935	1:04.353
2	13:13:40.402	**2:43.027**	36.314	1:02.743	110.007	**1:03.970**
3	13:16:24.890	2:44.488	36.187	**:02.687**	110.187	1:05.614
4	13:19:09.218	2:44.328	36.483	1:02.877	108.583	1:04.968
5	13:21:53.213	2:43.995	**36.118**	1:02.693	110.368	1:05.184
6	13:24:37.502	2:44.289	36.216	1:02.838	**112.027**	1:05.235

(57) Andrew Charbonneau

Lap	Time of Day	Lap Tm	S1	S2	SPd	S3
1	13:11:46.115	**2:43.344**	**36.014**	**:03.295**	111.840	1:04.035
2	13:14:33.017	2:46.902	36.309	1:05.316	104.523	1:05.277
3	13:17:18.514	2:45.497	36.220	1:04.018	**112.027**	1:05.259
4	13:20:03.532	2:45.018	36.371	1:04.897	109.827	**1:03.750**
5	13:22:48.955	2:45.423	36.461	1:03.696	106.854	1:05.266
6	13:25:33.151	2:44.196	36.459	1:03.329	110.187	1:04.408

(74) Matt Reynolds

Lap	Time of Day	Lap Tm	S1	S2	SPd	S3
1	13:10:59.346	2:44.393	36.591	**:03.040**	106.177	1:04.762
2	13:13:42.887	**2:43.541**	**36.033**	1:03.187	111.654	1:04.321
3	13:16:27.482	2:44.595	36.379	1:03.268	**114.122**	1:04.948
4	13:19:11.561	2:44.079	36.409	1:03.209	108.583	1:04.461
5	13:21:57.292	2:45.731	36.234	1:03.406	108.759	1:06.091
6	13:24:41.008	2:43.716	36.231	1:03.559	110.187	**1:03.926**

(4) Spencer Rutherford

Lap	Time of Day	Lap Tm	S1	S2	SPd	S3
1	13:10:59.640	**2:43.784**	36.207	**:02.953**	110.007	**1:04.624**
2	13:13:44.454	2:44.814	**36.203**	1:03.119	**110.368**	1:05.492
3	13:16:28.964	2:44.510	36.295	1:03.326	109.827	1:04.889
4	13:19:15.869	2:46.905	38.189	1:03.448	109.827	1:05.268
5	13:22:03.019	2:47.150	36.494	1:03.684	107.538	1:06.972
6	13:24:47.581	2:44.562	36.481	1:03.446	107.711	1:04.635

(07) Voytek Burdzy

Lap	Time of Day	Lap Tm	S1	S2	SPd	S3
1	13:10:57.855	**2:44.068**	36.546	1:03.028	**112.970**	**1:04.494**
2	13:13:42.667	2:44.812	36.784	**:02.756**	106.854	1:05.272
3	13:16:28.831	2:46.164	**36.469**	1:03.483	109.290	1:06.212

(01) Alex Bolanos

Lap	Time of Day	Lap Tm	S1	S2	SPd	S3
1	13:11:48.247	2:44.795	36.814	1:03.563	107.195	1:04.418
2	13:14:32.701	2:44.454	36.637	1:03.202	108.935	1:04.615
3	13:17:17.722	2:45.021	**36.216**	1:03.921	**109.647**	1:04.884
4	13:20:02.009	**2:44.287**	36.628	1:03.459	106.684	**1:04.200**
5	13:22:46.383	2:44.374	36.563	1:03.376	107.024	1:04.435
6	13:25:31.403	2:45.020	36.789	**:03.098**	109.290	1:05.133

(5) Warren Dexter

Lap	Time of Day	Lap Tm	S1	S2	SPd	S3
1	13:11:49.558	2:45.684	36.737	1:04.509	109.647	1:04.438
2	13:14:35.027	2:45.469	36.995	1:04.513	108.583	1:03.961
3	13:17:19.596	**2:44.569**	36.286	1:04.474	110.007	**1:03.809**
4	13:20:04.386	2:44.790	**36.281**	1:04.687	110.916	1:03.822
5	13:22:49.275	2:44.889	36.427	**:03.721**	**111.654**	1:04.741
6	13:25:34.974	2:45.699	36.319	1:04.783	109.647	1:04.597

(89) Nick Leverone

Lap	Time of Day	Lap Tm	S1	S2	SPd	S3
1	13:11:12.437	2:44.812	36.744	1:03.835	**111.099**	**1:04.233**
2	13:13:57.278	2:44.841	**36.336**	**:03.647**	110.916	1:04.858
p3	13:16:57.217	2:59.939	37.220	1:04.361	106.684	
4	13:20:56.988	3:59.771		1:15.769	88.645	1:06.867
5	13:23:42.302	2:45.314	36.715	1:03.946	108.232	1:04.653
6	13:26:26.892	**2:44.590**	36.418	1:03.754	108.232	1:04.418

(24) Lee Thomas

Lap	Time of Day	Lap Tm	S1	S2	SPd	S3
1	13:11:04.880	2:47.150	36.766	1:04.888	109.827	1:05.496
2	13:13:52.762	2:47.882	37.240	1:04.810	107.538	1:05.832
3	13:16:37.776	**2:45.014**	**36.569**	**:03.537**	**111.099**	**1:04.908**
4	13:19:23.772	2:45.996	36.942	1:03.708	103.716	1:05.346
5	13:22:12.081	2:48.309	37.831	1:04.104	109.112	1:06.374
6	13:25:01.065	2:48.984	36.613	1:06.495	108.232	1:05.876

(121) Joseph Federl

Lap	Time of Day	Lap Tm	S1	S2	SPd	S3
1	13:11:01.716	**2:45.060**	**36.640**	**:03.259**	**110.550**	**1:05.161**
2	13:13:48.032	2:46.316	36.658	1:04.164	107.366	1:05.494
3	13:16:34.760	2:46.728	36.646	1:04.097	108.058	1:05.985
4	13:19:21.669	2:46.909	37.392	1:03.757	108.232	1:05.760
5	13:22:10.506	2:48.837	37.177	1:04.112	106.177	1:07.548
6	13:24:59.653	2:49.147	37.296	1:05.174	104.850	1:06.677

(27) Max Nufer

Lap	Time of Day	Lap Tm	S1	S2	SPd	S3
1	13:11:04.979	2:46.680	36.677	1:04.595	107.195	1:05.408
2	13:13:51.809	2:46.830	36.917	1:04.515	108.058	1:05.398
3	13:16:37.413	2:45.604	36.599	1:04.236	108.759	1:04.769
4	13:19:22.934	**2:45.521**	36.740	1:04.139	**111.654**	**1:04.642**
5	13:22:09.779	2:46.845	**36.582**	**:04.048**	109.827	1:06.215
6	13:24:56.261	2:46.482	36.679	1:04.552	107.195	1:05.251

(40) Toby Linder

Lap	Time of Day	Lap Tm	S1	S2	SPd	S3
1	13:11:04.211	2:47.045	36.778	1:05.133	108.058	1:05.134

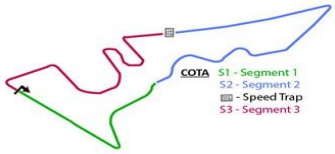

Super Tour COTA

Group 1 SM

CoTA 3.410 miles

Grp 1 SM Qual 1

3/24/2017 13:05

Qualifying (20:00 Time) started at 13:04:29

(45) Matthew Davis

Lap	Time of Day	Lap Tm	S1	S2	SPd	S3
2	13:13:52.310	2:48.099	37.432	:05.151	**113.929**	1:05.516
3	13:16:38.682	2:46.372	**36.593**	:04.607	111.468	1:05.172
4	13:19:24.498	**2:45.816**	36.611	:04.244	109.647	**:04.961**
5	13:22:10.651	2:46.153	36.643	**:04.238**	108.407	1:05.272
6	13:24:57.325	2:46.674	36.662	:04.468	109.112	1:05.544

(92) Steven Holloway

Lap	Time of Day	Lap Tm	S1	S2	SPd	S3
1	13:11:07.673	2:47.721	37.305	:04.620	110.916	1:05.796
2	13:13:54.632	2:46.959	36.948	:04.995	110.368	**:05.016**
3	13:16:41.214	**2:46.582**	**36.793**	**:03.561**	110.916	1:06.228
p4	13:19:34.527	2:53.313	37.101	:05.559	**111.284**	
5	13:24:10.744	4:36.217		:05.369	106.514	1:06.313
6	13:26:58.427	2:47.683	37.262	:04.154	108.407	1:06.267

(15) John Somner

Lap	Time of Day	Lap Tm	S1	S2	SPd	S3
1	13:11:05.498	**2:46.807**	37.013	:03.976	107.711	1:05.818
2	13:13:53.831	2:48.333	37.097	:06.051	108.583	**:05.185**
3	13:16:41.590	2:47.759	**36.962**	**:03.572**	**110.916**	1:07.225
4	13:19:30.128	2:48.538	37.103	:05.315	105.676	1:06.120
5	13:22:19.044	2:48.916	37.470	:05.553	106.345	1:05.893
6	13:25:07.477	2:48.433	37.266	:04.732	105.842	1:06.435

(32) Craig Janssen

Lap	Time of Day	Lap Tm	S1	S2	SPd	S3
1	13:11:08.551	2:48.040	37.024	:05.114	**109.827**	1:05.902
2	13:13:56.823	2:48.272	**36.869**	:04.801	109.647	1:06.602
3	13:16:46.083	2:49.260	38.242	:04.403	108.232	1:06.615
4	13:19:33.047	**2:46.964**	37.086	:04.581	106.345	**:05.297**
5	13:22:21.628	2:48.581	37.351	:05.044	105.179	1:06.186
6	13:25:08.642	2:47.014	37.193	**:04.133**	106.177	1:05.688

(91) Stephen Jeu

Lap	Time of Day	Lap Tm	S1	S2	SPd	S3
1	13:11:09.431	2:47.417	37.534	:04.780	107.711	1:05.103
2	13:13:57.214	2:47.783	37.137	:05.026	108.407	1:05.620
3	13:16:46.291	2:49.077	37.534	**:04.290**	99.709	1:07.253
4	13:19:33.323	**2:47.032**	**37.123**	:04.814	**111.284**	**:05.095**
p5	13:22:30.036	2:56.713	38.445	:04.801	106.854	
6	13:26:10.775	3:40.739		:06.468	107.538	1:06.686

(14) Amy Mills

Lap	Time of Day	Lap Tm	S1	S2	SPd	S3
1	13:11:18.256	2:49.680	37.503	:05.781	103.237	1:06.396
2	13:14:07.395	2:49.139	37.433	:05.858	107.711	1:05.848
3	13:16:55.359	2:47.964	37.192	:04.453	**109.827**	1:06.319
4	13:19:55.220	2:59.861	38.125	:16.696	109.647	**:05.040**
5	13:22:42.355	**2:47.135**	**37.020**	**:04.282**	109.647	1:05.833
6	13:25:30.944	2:48.589	37.312	:05.009	106.854	1:06.268

(23) Sam Craven

Lap	Time of Day	Lap Tm	S1	S2	SPd	S3
1	13:11:06.704	**2:47.272**	37.604	**:04.060**	**110.007**	**:05.608**
2	13:13:55.402	2:48.698	**36.637**	:06.363	108.058	1:05.698
3	13:16:45.863	2:50.461	36.894	:04.170	108.583	1:09.397

(80) Richard Astacio

Lap	Time of Day	Lap Tm	S1	S2	SPd	S3
1	13:11:56.217	2:49.684	37.674	:05.961	108.759	1:06.049
2	13:14:44.480	2:48.263	37.074	**:04.764**	**110.368**	1:06.425
3	13:17:31.843	**2:47.363**	**36.966**	:04.875	107.884	**:05.522**
4	13:20:20.826	2:48.983	37.177	:05.822	108.232	1:05.984
5	13:23:09.662	2:48.836	37.444	:04.893	107.884	1:06.499
6	13:26:00.875	2:51.213	37.445	:07.110	107.195	1:06.658

(18) Bill Agha

Lap	Time of Day	Lap Tm	S1	S2	SPd	S3
1	13:11:40.507	2:48.962	37.910	:04.967	105.509	1:06.085
2	13:14:28.236	**2:47.729**	37.437	**:04.317**	106.514	1:05.975
3	13:17:18.406	2:50.170	37.311	:06.108	105.676	1:06.751
4	13:20:07.124	2:48.718	**37.213**	:05.611	**107.538**	**:05.894**
5	13:22:56.332	2:49.208	37.572	:05.040	105.676	1:06.596
6	13:25:45.377	2:49.045	37.555	:04.410	105.509	1:07.080

(127) Joe Boyd

Lap	Time of Day	Lap Tm	S1	S2	SPd	S3
1	13:11:11.746	2:49.100	37.729	:05.025	107.024	1:06.346
2	13:13:59.726	2:47.980	36.772	:05.312	103.396	1:05.896
3	13:16:47.489	**2:47.763**	36.841	:04.925	110.187	1:05.997
4	13:19:36.613	2:49.124	37.219	**:04.380**	**111.099**	1:07.525
5	13:22:24.016	2:47.403	37.047	:04.642	108.583	**:05.714**
6	13:25:12.415	2:48.399	**36.729**	:05.125	108.232	1:06.545

(63) Craig McHaffie

Lap	Time of Day	Lap Tm	S1	S2	SPd	S3
1	13:11:19.402	2:51.184	37.302	:06.190	**110.007**	1:07.692
2	13:14:08.124	2:48.722	38.120	**:04.435**	108.583	**:06.167**
3	13:16:56.214	**2:48.090**	**37.197**	:04.608	109.290	1:06.285
4	13:19:47.680	2:51.466	37.723	:07.341	106.345	1:06.402
5	13:22:37.004	2:49.324	37.416	:05.116	107.538	1:06.792
6	13:25:25.777	2:48.773	37.250	:04.482	108.583	1:07.041

(44) Thomas Hart

Lap	Time of Day	Lap Tm	S1	S2	SPd	S3
1	13:11:07.294	**2:48.188**	37.306	:04.640	108.935	**:06.242**
2	13:13:56.410	2:49.116	37.670	:04.761	109.290	1:06.685
3	13:16:46.093	2:49.683	**37.263**	:05.113	**111.284**	1:07.307
4	13:19:36.416	2:50.323	37.846	**:04.445**	104.037	1:08.032
5	13:22:26.015	2:49.599	38.054	:04.708	109.468	1:06.837

(84) Jeff Holbrook

Lap	Time of Day	Lap Tm	S1	S2	SPd	S3
1	13:11:15.318	2:51.136	38.094	:05.877	106.177	1:07.165
2	13:14:05.262	2:49.944	37.593	:05.298	107.538	1:07.053
3	13:16:55.986	2:50.724	37.423	:05.776	**108.232**	1:07.525
4	13:19:46.187	2:50.201	37.201	:05.828	107.711	1:07.172
5	13:22:36.856	2:50.669	38.121	:05.591	108.232	**:06.957**
6	13:25:25.945	**2:49.089**	**37.091**	**:04.724**	100.305	1:07.274

(42) Kyle Greenhill

Lap	Time of Day	Lap Tm	S1	S2	SPd	S3
1	13:11:52.619	2:50.162	37.447	:06.245	**107.366**	1:06.470
2	13:14:43.084	2:50.465	37.618	:05.983	102.449	1:06.864
3	13:17:33.344	2:50.260	**37.198**	:06.314	103.716	1:06.748
4	13:20:23.002	2:49.658	37.430	:04.917	103.396	1:07.311
5	13:23:12.319	2:49.317	37.665	**:04.651**	106.009	1:07.001
6	13:26:01.608	**2:49.289**	37.489	:05.467	106.009	**:06.333**

(88) Brad Sawyer

Lap	Time of Day	Lap Tm	S1	S2	SPd	S3
1	13:11:20.251	2:51.386	**37.552**	:05.613	98.537	1:08.221
2	13:14:09.738	**2:49.487**	38.273	**:04.917**	**106.345**	**:06.297**
3	13:17:00.585	2:50.847	38.042	:05.916	102.606	1:06.889
4	13:19:52.399	2:51.814	38.142	:06.727	102.920	1:06.945
5	13:22:44.862	2:52.463	38.983	:06.480	105.179	1:07.000
6	13:25:35.572	2:50.710	38.583	:05.815	103.716	1:06.312

(17) Whitfield Gregg

Lap	Time of Day	Lap Tm	S1	S2	SPd	S3
1	13:11:22.215	2:51.775	38.407	:06.416	103.396	1:06.952
2	13:14:12.592	2:50.377	37.912	:05.525	**107.538**	1:06.940
3	13:17:02.935	2:50.343	37.628	:05.771	106.177	1:06.944
4	13:19:52.761	2:49.826	**37.514**	:05.771	106.854	**:06.541**
5	13:22:43.150	2:50.389	37.802	:05.253	104.037	1:07.334
6	13:25:32.808	**2:49.658**	37.686	**:05.082**	106.514	1:06.890

(48) Lee Alexander

Lap	Time of Day	Lap Tm	S1	S2	SPd	S3
1	13:11:54.974	**2:50.018**	38.229	:05.112	107.024	1:06.677
2	13:14:45.551	2:50.577	37.777	:05.219	104.523	1:07.581
3	13:17:35.998	2:50.447	**37.754**	:06.197	105.509	**:06.496**
4	13:20:26.182	2:50.184	37.835	:05.360	105.842	1:06.989
5	13:23:16.365	2:50.183	38.074	**:04.950**	**107.538**	1:07.159

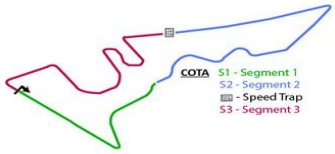

Super Tour COTA

Group 1 SM

CoTA 3.410 miles

Grp 1 SM Qual 1

3/24/2017 13:05

Qualifying (20:00 Time) started at 13:04:29

Lap	Time of Day	Lap Tm	S1	S2	SPd	S3
6	13:26:07.540	2:51.175	37.857	:06.425	106.854	1:06.893

(16) Kevin Bury

1	13:12:03.057	2:54.055	38.606	:06.702	107.884	1:08.747
2	13:14:55.440	2:52.383	38.213	:06.286	107.366	1:07.884
3	13:17:45.668	**2:50.228**	**37.233**	:05.888	**108.759**	**:07.107**
4	13:20:36.200	2:50.532	37.782	**:05.467**	108.232	1:07.283
5	13:23:27.453	2:51.253	37.752	:05.699	107.538	1:07.802
6	13:26:21.274	2:53.821	39.267	:06.789	107.538	1:07.765

(9) Patrick Olson

1	13:11:58.812	2:52.869	38.009	:06.227	99.857	1:08.633
2	13:14:51.760	2:52.948	37.606	:06.612	105.344	1:08.730
3	13:17:44.235	2:52.475	37.876	:07.078	105.344	1:07.521
4	13:20:34.616	**2:50.381**	37.563	:06.179	106.009	**:06.639**
5	13:23:25.834	2:51.218	**37.424**	**:05.879**	**106.345**	1:07.915
6	13:26:18.002	2:52.168	37.889	:06.074	106.345	1:08.205

(69) Cooper Lilly

1	13:12:07.717	2:55.616	40.346	:07.558	**106.177**	1:07.712
2	13:14:59.202	**2:51.485**	37.965	**:06.334**	106.009	1:07.186
3	13:17:51.955	2:52.753	37.578	:06.788	105.014	1:08.387
4	13:20:44.825	2:52.870	**37.531**	:06.523	105.842	1:08.816
5	13:23:38.387	2:53.562	37.801	:06.911	106.009	1:08.850
6	13:26:30.724	2:52.337	37.664	:07.498	105.676	**:07.175**

(68) Tai Ngo

1	13:11:19.793	2:54.360	37.798	:07.777	105.014	1:08.785
2	13:14:13.408	2:53.615	39.502	:06.490	94.780	1:07.623
3	13:17:05.836	2:52.428	38.294	:06.635	103.876	1:07.499
4	13:19:58.602	2:52.766	38.478	:07.185	105.842	**:07.103**
5	13:22:50.855	2:52.253	38.109	**:06.478**	**106.514**	1:07.666
6	13:25:42.870	**2:52.015**	**37.694**	:06.907	105.179	1:07.414

(90) Rob Coneybeer

1	13:11:35.231	2:54.758	38.907	:06.326	98.682	1:09.525
2	13:14:28.796	**2:53.565**	38.402	**:06.245**	106.177	**:08.918**
3	13:17:23.224	2:54.428	**38.376**	:06.980	**107.366**	1:09.072
4	13:20:18.311	2:55.087	38.617	:06.966	104.850	1:09.504
5	13:23:14.892	2:56.581	38.788	:07.036	101.366	1:10.757
6	13:26:12.244	2:57.352	38.570	:07.632	102.449	1:11.150

(11) Jorge Diaz

1	13:12:12.303	3:00.626	41.389	:08.762	103.876	1:10.475
2	13:15:10.542	2:58.239	39.230	:08.174	105.509	1:10.835
3	13:18:06.865	2:56.323	38.660	:08.040	103.876	1:09.623
4	13:21:03.282	2:56.417	38.730	:08.291	105.179	1:09.396
5	13:23:58.836	2:55.554	38.612	:07.853	107.366	1:09.089
6	13:26:53.481	**2:54.645**	**38.574**	**:07.220**	**108.583**	**:08.851**

(19) Van Dang

1	13:11:24.105	**2:55.478**	39.178	**:07.563**	98.537	1:08.737
2	13:14:22.982	2:58.877	**39.104**	:08.732	100.006	1:11.041
3	13:17:22.378	2:59.396	39.213	:10.102	**103.876**	1:10.081
4	13:20:21.968	2:59.590	39.884	:09.386	97.962	1:10.320
5	13:23:17.652	2:55.684	39.884	:07.642	103.078	**:08.158**
6	13:26:19.848	3:02.196	39.658	:09.801	101.519	1:12.737

(34) Kevin Emr

1	13:16:36.979	3:12.911	43.575	:12.459	90.559	1:16.877
2	13:19:43.122	3:06.143	40.453	:11.492	94.115	1:14.198
3	13:22:47.347	3:04.225	43.812	:09.972	103.237	**:10.441**
4	13:25:47.495	**3:00.148**	**39.275**	**:09.275**	**105.509**	1:11.598

(72) Imran Memon

1	13:12:17.684	**3:09.145**	41.300	**:12.598**	101.213	**:15.247**
2	13:15:29.297	3:11.613	**40.836**	:13.728	87.148	1:17.049
3	13:18:46.782	3:17.485	41.437	:15.629	94.247	1:20.419

Lap	Time of Day	Lap Tm	S1	S2	SPd	S3
4	13:22:02.126	3:15.344	42.516	:13.393	99.413	1:19.435